



Camera di Commercio Italiana in Cina
中国意大利商会
China—Italy Chamber of Commerce

Assemblea Generale Elettiva

Pechino,
5 Maggio, 2017



S.E. Ambasciatore d'Italia Ettore Francesco Sequi

Presidente Onorario CCIC

Sergio Bertasi

Presidente CCIC

Luca Cavallari

Tesoriere CCIC

Ordine del Giorno

- Rendiconto Gestionale
- Aggiornamento Statuto CCIC
- Elezioni

Rendiconto Gestionale

1. Investment & Cash and Bank balance as of April 30th.
RMB 2,797,791.37

CICC 2017 financial position	Currency
As of April 30th ,2017	RMB
A.Cash and bank balance	1,125,978.63
B. Investment & Interest	1,671,812.74
Total amount =A+B	2,797,791.37

Rendiconto Gestionale

2. 2016 VS 2017 Monthly Fixed costs comparison. (HR costs and General expenses)

- HR cost included the salary /reimbursement/social insurance
- General expenses included the office rental and property management fee.

Year	2017				2016				Difference
Branch	Beijing	Shanghai	Guangzhou	Total A	Beijing	Shanghai	Guangzhou	Total B	Total A-Total B
HR Costs	197,767.59	119,158.38	38,169.27	355,095.24	178,827.68	159,578.33	59,392.68	397,798.70	-42,703.46
General expenses	41,814.86	28,434.00	5,000.00	75,248.86	37,195.33	26,500.00	5,000.00	68,695.33	6,553.53
Total	239,582.45	147,592.38	43,169.27	430,344.10	216,023.01	186,078.33	64,392.68	466,494.03	-36,149.93

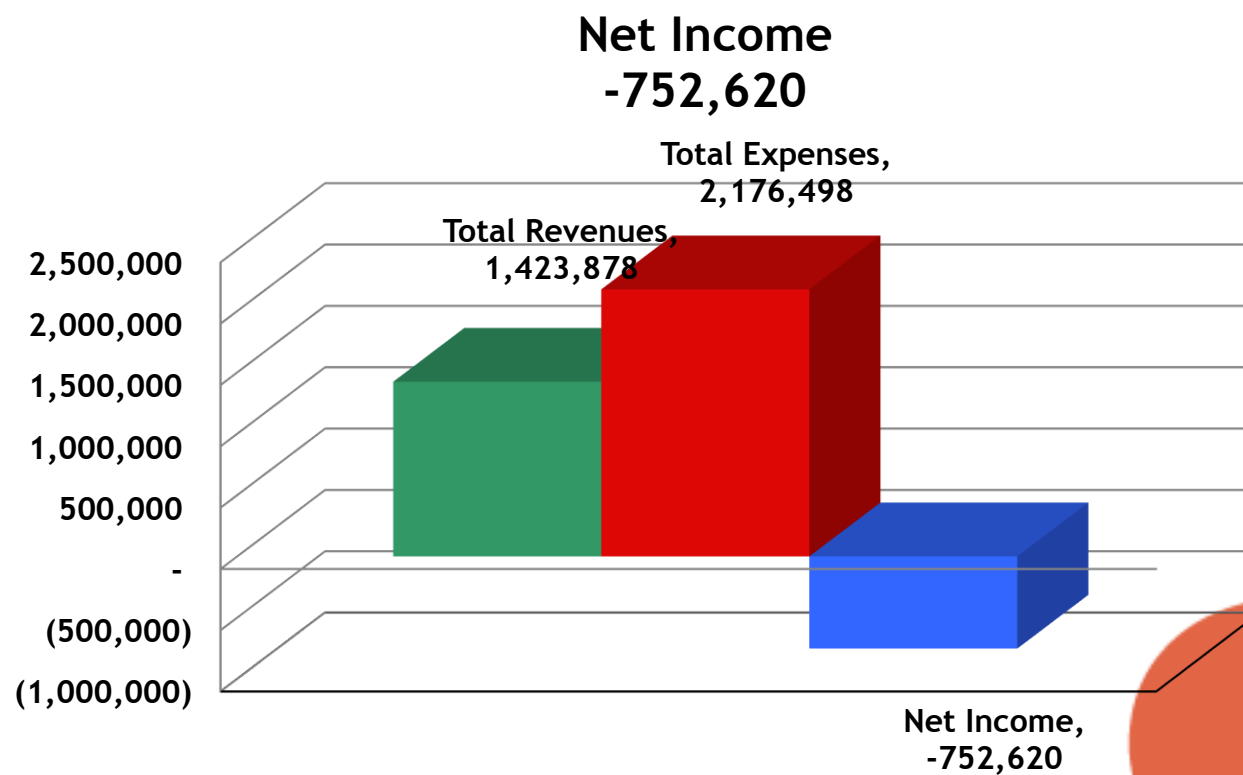
Rendiconto Gestionale

3. General overview of the Chamber's results at 31/03/2017. Combined Report

2017 March		
BUDGET ITEMS	Value in RMB	%
REVENUES		
Membership Fees	328,125	23%
Activity - Based Revenues (Publications, Events, Services)	252,922	18%
Desk/Mission/Cooperation with 3rd party	459,580	32%
Other extraordinary revenues / Bank interest	383,250	27%
Total Revenues	1,423,878	100%
EXPENSES		
Staff Expenses (CCIC, Desk)	1,152,975	53%
Purchases Of Specific Third Party Services	705,124	32%
Office rental & Management Fees	207,021	10%
Purchases of General Operating Services (excluding Office Rental)	88,002	4%
Other Costs (taxes, associations)	2,961	0%
Exchange Loss	-	0%
Purchases of Capital Goods (Amortizations)	20,415	1%
Total Expenses	2,176,498	100%
Net Income	-752,620	

Rendiconto Gestionale

3. General overview of the Chamber's results at 31/03/2017. Combined report



Rendiconto Gestionale

3. General overview of the Chamber's results at 31/03/2017.

Beijing Branch report

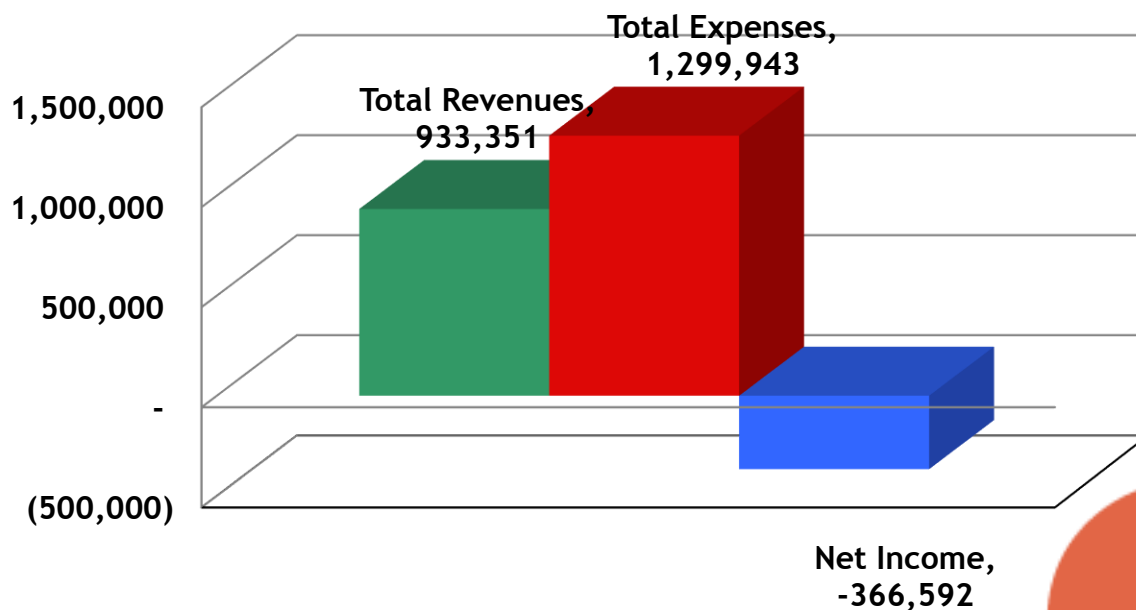
2017 MARCH BEIJING		
BUDGET ITEMS	Value in RMB	%
REVENUES		
Membership Fees	102,500	11%
Activity - Based Revenues (Publications, Events, Services)	206,766	22%
Desk/Mission/Cooperation with 3rd party	459,580	49%
Other extraordinary revenues / Bank interest	164,504	18%
Total Revenues	933,351	100%
EXPENSES		
Staff Expenses (CCIC, Desk)	463,522	36%
Purchases Of Specific Third Party Services	658,964	51%
Office rental & Management Fees	114,615	9%
Purchases of General Operating Services (excluding Office Rental)	46,944	4%
Other Costs (taxes, exchange losses, associations)	2,961	0%
Purchases of Capital Goods (Amortizations)	12,937	1%
Total Expenses	1,299,943	100%
Net Income	-366,592	

Rendiconto Gestionale

3. General overview of the Chamber's results at 31/03/2017.

Beijing Branch report

BEIJING



Rendiconto Gestionale

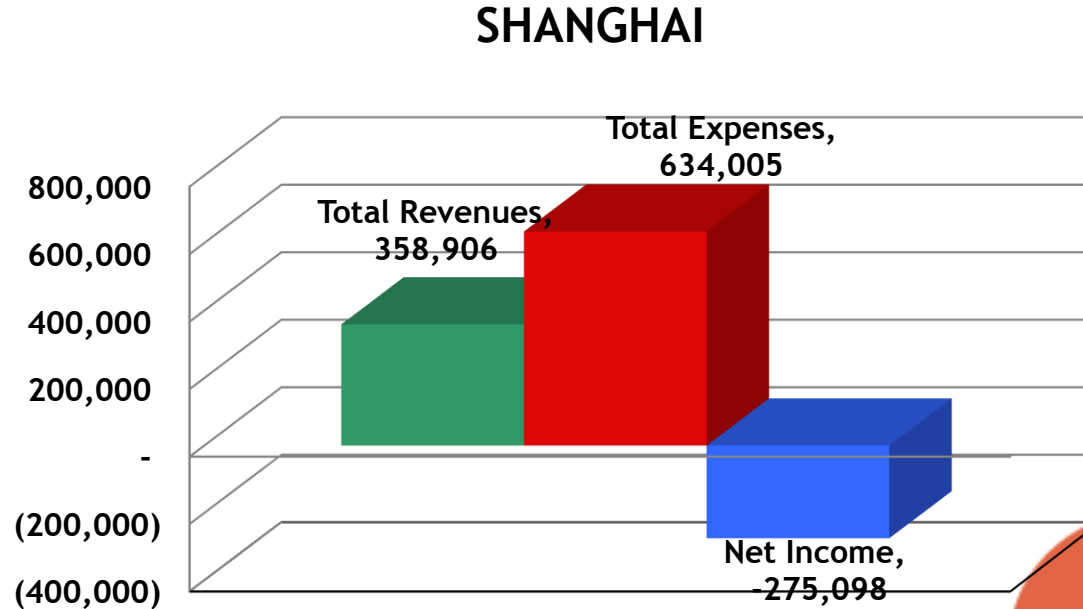
3. General overview of the Chamber's results at 31/03/2017.

Shanghai Branch report

2017 MARCH SHANGHAI		
BUDGET ITEMS	Value in RMB	%
REVENUES		
Membership Fees	186,250	52%
Activity - Based Revenues (Publications, Events, Services)	32,797	9%
Desk/Mission/Cooperation with 3rd party	-	0%
Other extraordinary revenues / Bank interest	139,859	39%
Total Revenues	358,906	100%
EXPENSES		
Staff Expenses (CCIC, Desk)	499,652	79%
Purchases Of Specific Third Party Services	21,199	3%
Office rental & Management Fees	78,160	12%
Purchases of General Operating Services (excluding Office Rental)	29,636	5%
Other Costs (taxes, exchange losses, associations)	-	0%
Purchases of Capital Goods (Amortizations)	5,358	1%
Total Expenses	634,005	100%
Net Income	-275,098	

Rendiconto Gestionale

3. General overview of the Chamber's results at 31/03/2017. Shanghai Branch report



Rendiconto Gestionale

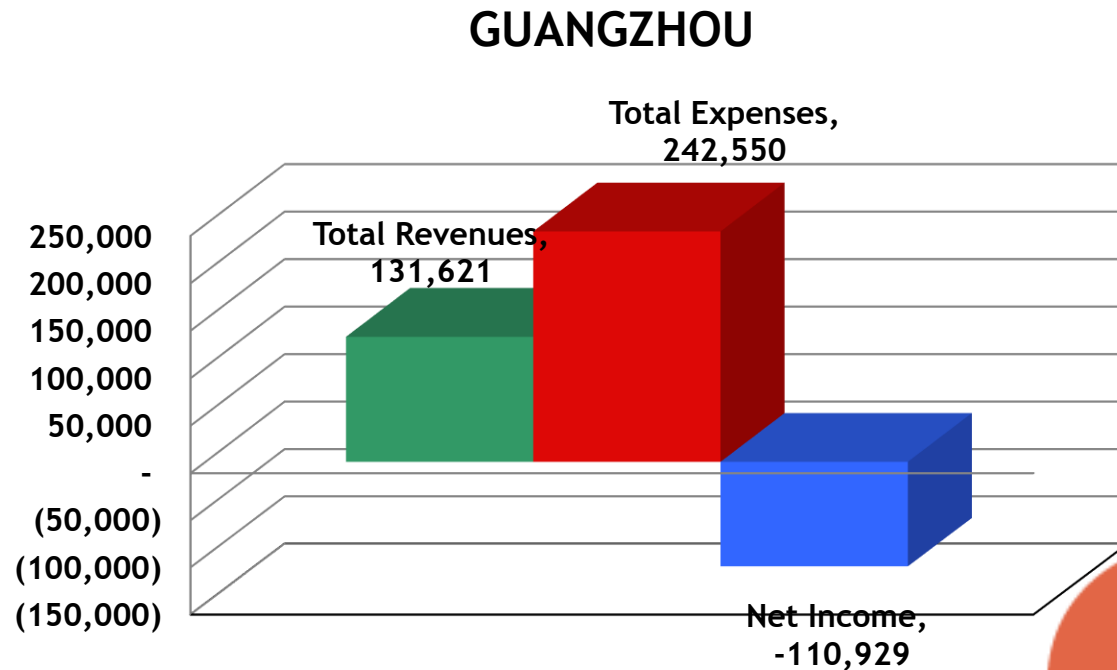
3. General overview of the Chamber's results at 31/03/2017.

Guangzhou Branch report

2017 MARCH GUANGZHOU		
BUDGET ITEMS	Value in RMB	%
REVENUES		
Membership Fees	39,375	30%
Activity - Based Revenues (Publications, Events, Services)	13,359	10%
Desk/Mission/Cooperation with 3rd party	-	0%
Other extraordinary revenues / Bank interest	78,887	
Total Revenues	131,621	40%
EXPENSES		
Staff Expenses (CCIC, Desk)	189,802	78%
Purchases Of Specific Third Party Services	24,962	10%
Office rental & Management Fees	14,245	6%
Purchases of General Operating Services (excluding Office Rental)	11,421	5%
Other Costs (taxes, exchange losses, associations)	-	0%
Purchases of Capital Goods (Amortizations)	2,121	1%
Total Expenses	242,550	100%
Net Income	-110,929	

Rendiconto Gestionale

3. General overview of the Chamber's results at 31/03/2017. Guangzhou Branch report



Aggiornamento Statuto CCIC

Nuovo Statuto - Principali punti

- 1) Miglior definizione delle tipologie dei Soci
- 2) Possibilità di adeguare/rivedere ogni anno le quote associative da parte del Consiglio
- 3) Predisposizione di un codice di disciplina per le infrazioni del codice etico
- 4) Evoluzione del Collegio dei Probiviri in Collegio di Sindaci/Revisori

Elezioni

Candidati

Presidente CCIC

Cristiana Barbatelli

Davide Cucino

Consigliere Guangzhou

Fabio Stella

Cristiana Barbatelli

Davide Cucino

Fabio Stella

Elezioni

Attività

Thank you!